

Welcome to Eyrescroft Primary School.



EYFS New Intake September 2021

Due to the current government guidance, we are unable to hold a face-to-face meeting at this time.

As a result, we will share key information with you through email and the school website.

After viewing this presentation, please watch the short video introducing your child's new teacher.

Please contact the school office with any questions:

eyrescroftoffice@hefed.org

Meet the Team

Executive Principal: Mrs Lane

Head of School: Miss Dines

Assistant Head of School: Mrs Panton

RSD EYFS Teacher: Miss Dines

RJS EYFS Teacher: Mrs Sharpe

**Inclusion and Welfare manager: Mrs
Sibthorpe**

About Eyrescroft Primary School.

[PLEASE CLICK ON THIS LINK TO VISIT OUR WEBSITE TO DISCOVER MORE.....](#)

We are proud
members of the
Elliot
Foundation.



Our sister school
is Highlees
Primary School.

The start of a positive partnership

- ▶ Partnership between home and school is very important
- ▶ We aim to be 'open, honest and transparent' with parents and hope parents will be the same with the school.
- ▶ There is clear evidence that a positive relationship and lots of parental involvement will help on outcomes for pupils.






The Early Years Foundation Stage

There are 17 areas of learning within EYFS. Children are expected to reach each ELG at the end of Reception (areas on the next page)

- Communication and Language
 - > Listening Attention and Understanding
- Understanding the World
 - > Past and Present
 - > People, culture and communities
 - > The Natural World
- Personal, Social and Emotional Development
 - > Self-Regulation
 - > Managing Self
 - > Building Relationships
- Mathematics
 - > Number
 - > Numerical Patterns
- Expressive Arts and Design
 - > Creating and materials
 - > Being Imaginative and Expressive
- Physical Development
 - > Gross motor skills
 - > Fine motor skills
- Literacy
 - > Comprehension
 - > Word reading
 - > Writing



Learning Journals



At Eyrescroft we use **Tapestry** to record and monitor development.

We use tapestry as a tool to document children's achievements, development and successes.

This process helps us to find out what your child can do and to plan for their next steps.

We also use tapestry to keep parents informed about what we are learning about each week and update you with useful information.

Parents are encouraged to make their own contributions by noting any of their child's achievements out of school. More information will be provided about this.

Getting Prepared...



Our Care Standards

Written permission for the collection of children – we will ask you to complete a form stating who can collect your child. We will be unable to release your child to any other person. The form is in your pack, please complete and return it.

Medicine procedure – if your child is prescribed medicine that requires four doses a day, we will administer one dose in school if a form is signed at the office. Medicines must be prescribed and labelled by a Doctor. Please send inhalers in a named bag which can be kept at school.

Sun safety – please provide your child with a hat and sunscreen (high factor). Children are responsible for applying their own sunscreen.




Photographs in school-
Consent forms need to be signed.





Parent Pay:



Online system for ordering school dinners. School dinners are free for all children up to the age of seven. You will be given a username and password before your child starts school. You will need to log on to order school dinners.


You can also pay for school trips and events via parent pay.

Free milk

Milk- All children under the age of 5 are entitled to free milk daily- please register for milk online. After your child's 5th birthday they can still have milk at a cost of per term.

registrations@coolmilk.com

www.coolmilk.com



School Uniform

Clothing – please label all clothes and consider options that your child can fasten independently e.g. velcro shoes.



P.E. Uniform

All children will be required to have a full P.E kit in school every week.

Plain White T-shirt

Blue/black shorts

Blue/black Jogging bottoms

Trainers/Plimsolls

Clearly named P.E bag.




Please try to ensure your child can recognise their own clothes if they can not read their name label- coloured dots or symbols can be helpful.

P.E kits are kept on the children's pegs.

Important forms and paperwork

- Proof of address for parents and child (e.g. child tax credit forms).
- Your child's passport or birth certificate
- Admissions form

Without these forms your child, by law, your child will not be permitted to start school.



Fill in and return the free school meal form in your pack and you will receive a free book bag!

Why is attendance important?

It is important that your child is in school every day, unless they are ill.

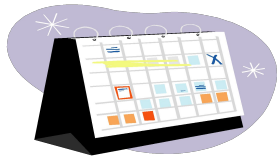
- Better attendance will mean better friendships, more confidence and more opportunities to learn!
- Please make sure your child is in school and on time every day, contact the office if your child will not be in school.
- Please try and book appointments and holidays for outside of school time unless unavoidable.
- If attendance is low, the school may contact you to find out why and to discuss what we can do to support you.
- We will reward your child for good attendance!
- However, if your child's attendance is regularly unsatisfactory, the local authority may decide to issue a fine. Holidays will only be authorised under **exceptional circumstances**.



Is your child school
ready?

Supporting your child to have the best start:

- ✓ Teach your child how to use the toilet independently.**
- ✓ Teach your child how to put their coat and shoes on independently.**
- ✓ Help your child to recognise their name.**
- ✓ Encourage your child to write their name.**
- ✓ Look for signs and numbers out and about.**
- ✓ Share books.**
- ✓ Encourage your child to dress themselves over the summer holidays.**
- ✓ NAME EVERYTHING!!!!**



What will happen next?

- ▶ You will have been contacted to let you know about when your child will be starting school.
- ▶ 1:1 appointment with class teacher– you will have received a date and time for this. During this appointment we will discuss any questions you may have and talk about your child starting school.
- ▶ Stay and play session with parents– You and your child will come to school for a 45 minute session in their classroom to explore and meet some friends.
- ▶ Stay and play session without parent– your child will be welcomed for a 1 hour and 30 minute session where they will stay in their classroom and explore the environment.

**If you have any questions please do not hesitate to contact us
either through emailing the school office
eyrescroftoffice@hefed.org or phoning 01733 262190.**

**We are looking forward to your child starting in September
and cannot wait to meet you.**

Take care and stay safe!