



Bringing out the Best
Welcome to
Highlees Primary School

Highlees Primary School



We are proud members of the
Elliot Foundation

Highlees is part of the Elliot Foundation
Academy

<https://www.elliottfoundation.co.uk>

Received a Good Ofsted (June 2018) -

<https://files.ofsted.gov.uk/v1/file/50011590>

Our federated
school is Eyrescroft
Primary School



The start of a positive partnership

- Partnership between home and school is very important
- We aim to be 'open, honest and transparent' with parents and hope parents will be the same with the school.
- There is clear evidence that a positive relationship and lots of parental involvement will help on outcomes for pupils.



Who's who?



- Executive Principal: Mrs Lane
- Principal: Mrs Albert
- SENDCO: Mrs Hallam
- EYFS Phase Leader: Mrs Cadman
- Other staff: Mrs Frith, Mrs Coles, Miss Kielar
- Learning Mentor: Mrs Edwards

Our Aims



- ▶ For every child at Highlees to have an enjoyable, stimulating education, where they all have the opportunity to experience success and achievement.
- ▶ All children to become confident, independent and resourceful learners.
- ▶ To ensure children have the skills needed to make a successful transition to the next stage in their lives.
- ▶ Ensure every child is provided with an excellent learning experience that is facilitated by excellent teaching.
- ▶ To form strong and effective partnerships with our families to teach children to be strong, independent, self assured individuals prepared for the next step in their learning journey.

aTTenDance

[illegible]

Better attendance will mean better friendships, more confidence and more opportunities to learn!

Please try and book appointments and holidays for outside of school time unless unavoidable.



Medical Information

- Any sickness, diarrhoea, must be followed by 24 hours absence.
- Any absence requires a telephone call explaining why.
- Head lice are common! Please check regularly and treat as recommended.
- Any medicines can only be administered by prior arrangement - you will need to speak with the office



What is the Early Years Foundation Stage?

- ▶ Your child begins school in the Early Years Foundation Stage - we follow a curriculum based around active learning.
- ▶ Your child will be learning lots of new skills, learning new information and making lots of new friends during their first year at Highlees!

At first glance, it can appear that the children are 'only playing'. However, the best Early Years Education is based on the understanding that whilst children are playing, they are engaged and learning.

The Early Years Foundation Stage (EYFS) is based on four themes and seven areas of learning. These are:

- **Communication and Language**

- Listening, Attention and Understanding - Speaking

- **Personal, Social and Emotional Development**

- Self-regulation - Managing self - Building relationships

- **Physical Development**

- Gross motor skills - Fine motor skills

- **Literacy**

- Comprehension - Word reading - Writing

- **Mathematics**


- Number - Numerical problems

- **Understanding the World**

- Past and Present - People, Culture and Communities. - Natural World

- **Expressive Arts and Design**

- Creating with Materials - Being Imaginative and Expressive



Our classes

- ▶ We have two classes in EYFS.
- ▶ The children will work with all adults within the unit and free flow between all environments.

Our Reception Day for Term 1

- ▶ AM Session
- ▶ 8.40am: Reception doors open.
- ▶ 8.45-9.am: Children enter the classroom, self-register and take part in an exercise session
- ▶ 9am – 9:10am: Registration and morning board routines.
- ▶ 9.10 – 9.30am: Phonics in small groups.
- ▶ 9.30 – 11.15am: Children access free flow learning including snack and adult led activities.
- ▶ 11:15 – 11:30am: Dough disco and learning handwriting movements.
- ▶ 11:30am Get ready for lunch.
- ▶ 11:45 – 12:30pm Lunch
- ▶ PM Session
- ▶ 12.30pm: Register, followed by maths session
- ▶ 1.15pm-2.45: Children access free flow learning and adult led group time.
- ▶ 2.45-3pm: Song and story time.
- ▶ 3.10pm Doors will be open for collection.

Daily Teaching

Each day there will be a mixture of:

- ▶ Whole Class Work (Phonics, number rhymes and songs, counting, games, listening to stories, learning and talking about number facts, watching shared writing)
- ▶ Exploration and Play / Independent learning time (working within the provision and following own interests)
- ▶ Taught Group Work (working with other children and a teacher)



Phonics

- ▶ The pace of learning the phonetic sounds that enable a child to read are fast. In the Autumn Term the children will be learning four letters of the alphabet a week; the sound it makes and how to write it.
- ▶ They will also be practising how to read and write words using those sounds.
- ▶ We are keen to share with you how we teach this and how you can help support your child with this at home. Therefore, we will invite you to a phonics meeting in the Autumn term when we start to teach phonics.



What will your child do each day?

- ▶ Our learning is based on playing and exploring - children are taught in small sessions and then given the chance to explore with what they know!
- ▶ Children will have lots of exciting experiences - including trips, visits and celebration events!
- ▶ Your child will be learning inside and outside.
- ▶ Additionally we take part in weekly Forest school sessions weekly.



Snack

In Reception children are introduced to new and exciting foods, often linked to our topics or a celebration. We use snack time each day to promote eating a healthy and varied diet. The children have a mid-morning or mid-afternoon snack of fruit and milk which they are encouraged to make themselves.

Infant School Meals



All children are entitled to a free meal everyday during their Reception and Key Stage 1 experience in school.

Schools receive additional funding for every child who is eligible for FSM. Therefore we urge all parents to continue to apply. There will be a form in the pack you receive.

You will need to use our online system to book school lunches. You will be given a username and password before your child starts school. Children will receive lunch once they are in fulltime.

SCHOOL MILK



Free Milk

Milk- All children under the age of 5 are entitled to free milk daily- please register for milk online. After your child's 5th birthday they can still have milk at a cost of per term.

registrations@coolmilk.com

www.coolmilk.com

Ways to be involved

We hold regular events that parents can attend:

- *Reading events
- *Social events (bingo!)
- *Coffee Afternoons
- *Stay and play
- *Courses for parents
- *Phonics workshops



Home Reading



- ▶ At Highlees, we expect our children to read at home at least 3 times a week. Reading at home is a vital part of education as it builds a wealth of vocabulary as well as supporting retrieval and inference questioning.

Tips to support your children with reading at home:

- ▶ · Set reading time aside and ensure you have no distractions when reading.
- ▶ · Ask your child to choose a book as it will support children's recommendations and the idea of book talk.
- ▶ · Discuss the illustrations, as this will support inference questioning.
- ▶ · Encourage your child to talk about the book.
- ▶ · Make it fun! Read in a funny voice, have a prop or show different actions.
- ▶ **Please ensure that you write in your child's reading record each time you read with them.**

Tapestry

*The EYFS recognises that you, the parents, are the main educators of your child. As a result, we can use information about your child's learning at home that you tell us, to inform our judgement of your child's development.

*We will use Tapestry to inform you of your child's learning at school so that you can also aid them at home. We really value it when parents upload photos and messages of the wonderful things your child does at home.



Tapestry

*We also use Tapestry for Show and Tell and for the occasional home assignments, so it is really important that you have it up and running.

*We share uploads from home with the class and the children absolutely love showing the class their photos and messages.

*We update parents on their child's next steps via Tapestry and give ideas on how you can support your child at home.

Top Tip! Download the app on your phone or tablet!



TAPESTRY
ONLINE LEARNING JOURNAL

Uniform

Uniform can also be purchased at

<https://www.chromasport.co.uk/shop/highlees-primary-school>



What should I bring to School?

- ▶ **Weather appropriate outdoor clothing**
- ▶ Warm waterproof coats, hats, scarves in winter.
- ▶ Sun hats and apply sun cream before school during the summer.
- ▶ Please be aware that your child will have continuous access to our outside provision during all weathers.
- ▶ **Spare clothes in a named bag that can be left in school.**
- ▶ This is essential for all children even if you know that your child no longer has toileting accidents. All children will have access to water, mud and paint every day!
- ▶ **A Book Bag-All children** will need a book bag. This is to take home, library books, school reading books, key word cards, any shared information and our share at home bags.
- ▶ **The school cannot accept responsibility for any toys or personal objects that are brought into class. It is an impossible task for staff to keep track of all toys that enter the classroom, please encourage your child to leave their things with you at the door, or place in their bookbag. Lost Property is put out once a week and will be disposed of at the end of the school week.**

Bookbags

All children will receive a FREE bookbag once they start school.

A bookbag is required to carry Reading Records, School Letters and work to and from school and home.

Bookbags must be brought to school every single day.

Please check them at home daily for any school letters or messages and to check Reading Records.



PE Kits and Water Bottles

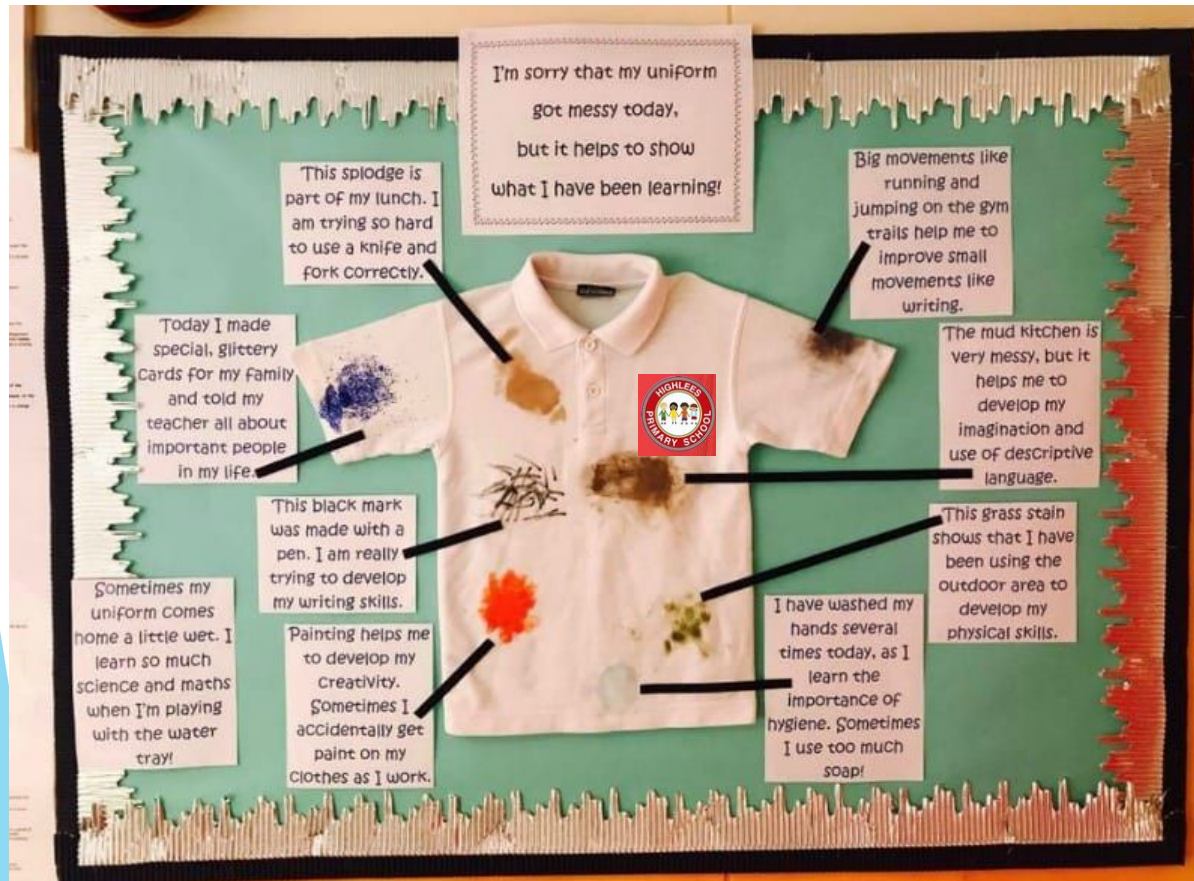
*All children are encouraged to bring in a NAMED water bottle which can be taken home each day to be refilled.

*Reception will be starting PE lessons straight away. PE kits consists of a white t-shirt and black shorts and need to be worn to school once a week.




Spare clothes

We love to get messy in Early Years.



Our Top Tips

- Name EVERYTHING in permanent marker with your child's name and class. Coats, hats, gloves, PE kits, plimsolls, JUMPERS, school shirts, trousers. Alternatively you can buy iron-on or even better stick-on name labels online.
- Check that your child's winter coat has a zip that is easy to do up. Some zips are impossible for the child to do themselves! Practise putting on and doing up coats, it is really helpful as it develops children's sense of independence.
- When choosing school shoes, ones with Velcro instead of shoelaces are helpful for younger children. Shoes need to be sensible, flat, black shoes - no sandals or open-toed shoes please.



Is your child School Ready?




- ▶ To be aware of other children
- ▶ To understand the word 'no' and the boundaries it sets for behaviour
- ▶ To understand the word 'stop' and that such as phrase might be used to prevent danger
- ▶ To be toilet-trained
- ▶ To recognise their own name
- ▶ To speak to an adult to ask for help
- ▶ To be able to take their coats and shoes on and off
- ▶ To talk in full sentences
- ▶ To open and enjoy a book.

Please see the school readiness tab on the school website for more resources.

Other things you can do to help...

Between now and September...

- Lots of counting, both reciting and counting objects accurately.
- Learning to recognise numbers.
- Lots of drawing, colouring, Playdoh and Lego to help build up hand strength.
- Lots of talking; promoting communication by discussing what you do over the summer etc.



Handy hints to help your child settle in to Reception

There are many practical ways in which you can help your child before starting in Reception.

These include:

- **Getting used to coming to school:**
- Talking to your child in a positive way about school in general, and what to expect.
- Introducing “school vocabulary” e.g. “classroom”, “playground”, “register” etc
- Helping your child to become more independent in activities such as dressing, putting their coat on, wiping their nose, going to the toilet, hand-washing, eating etc.
- We encourage all Reception children to go to the toilet across the session. Although children that are just getting used to a new setting may have occasional accidents. We are happy to assist your child where necessary please ensure they always have spare clothes in a named bag on their peg.
- Start getting them ready to eat lunch at school i.e. using a knife and fork independently or opening packets by themselves.
- We use Tapestry to share information. If you have photographs of family and friends who will be on your child’s contact sheet then please upload a photo for us. It helps us know who is who.
- Making sure that your child knows what is his or hers (lunchboxes, clothing etc) and making sure that it is clearly named.

Clothes:

- Help your child become independent, let them get themselves dressed even if they get muddled up.
- **Velcro shoes are best**, children can manage these by themselves.
- Your child may get wet in the water tray or might not make it to the toilet in time, so spare clothes in their bag is essential.
- Getting changed can be very hard and clothes get muddled up please label absolutely everything, including shoes! We are not responsible for un-named lost clothing.
- Some parents have found it helpful for their child to “practise” using their lunchbox/fastening coats and shoes before starting school, please try all these things the few days before your child starts.
- **Please provide your child with a pair of wellies** so that we can access our outdoor area all year round. Children will get messy - it is fun and part of the curriculum!

Little Wandle:

- **We teach the children the sounds of letters not letter names to start with. Alphablocks on CBeebies use the same pure sounds that we teach:**
- <http://www.bbc.co.uk/cbeebies/watch/alphablocks-watch>
- **Please make sure you use lower case letters when writing your child’s name e.g. Fred, Bobby, and Joe, not FRED, BOBBY and JOE.**

What will happen next?

Teddy bears picnic meet and greet. Please see individual letters for date and time (Don't forget your teddy bears!)

Children and parents can attend 2x am or pm session to ensure a smooth transition from Nursery into Reception.

All children Will receive a visit at the Nursery so Mts Cadman can meet with Key Worker.

All children will have a home visit from their class teacher in september.



Ways to keep up to date

- ▶ School website - Please keep looking for regular updates under the **New Reception Intake tab**.
- ▶ Follow us on Twitter
- ▶ Follow us on Facebook





**We look forward to seeing you
soon**